

Glossary of Terms

GLOSSARY OF TERMS


Aftermarket Part	A part replacing or used in addition to the original equipment part. Aftermarket parts are not limited to providing the same function as their original equipment counterparts.
Ambulance	A properly licensed and equipped emergency vehicle normally noted as a rescue vehicle, or ambulance. Said vehicle will be fully equipped to include basic life support equipment and personnel trained in the use of said equipment.
Bond Flange	The bond flange is the overlapping/mating section where the deck (upper) and the hull (lower) portions are joined.
Buoy	A floating object anchored in the water to mark the course.
Competitor	An IJSBA member who has fulfilled all necessary requirements to participate in an event and who is present at the event for the purpose of participating (also Entrant, Participant, Racer, Rider).
Course Marshal	Helps the Race Director control the race and assists stopped riders on the course. Most often is positioned on the course perimeter riding a watercraft.
Deck	The upper structural body of the watercraft located above (and including) the upper bond flange.
DNR	Did Not Race. Official classification of an entered rider who does not start an event or, in closed course competition, does not complete one lap.
Entrant	See Competitor .
Fuel Injection	Any system that does not depend solely on the engine's vacuum to induct fuel into the engine will be considered a fuel-injection system.
Homologation	The process of officially approving or allowing a component or watercraft to compete in IJSBA events.
HIN	Hull Identification Number. A unique serial number generated by the manufacturer and affixed to each watercraft.
Hull	The lower structural body of the watercraft located below (and including) the lower bond flange.
LCQ	Last Chance Qualifier. A closed course event that generally follows a heat race and is used to complete the starting field for a final or semi-final.
Member	A person belonging to the IJSBA holding a valid and proper member card.

Glossary of Terms

Moto Scoring	One of two races where the finishing positions are used to award championship or series points under the Moto Scoring system (see sections 17.8.8, pg. 54).
Official	A person who supervises a race.
Original Equipment	Parts that were installed on each model of watercraft at the time of manufacture (a.k.a. OE or OEM .)
Owner	The person named on the title of the watercraft.
Participant	See Competitor .
Participate	To willfully take part in a race (also Compete).
PPD	Personal Flotation Device. A device used to keep riders afloat, required in all forms of IJSBA activity.
Pit Area	Area used by riders and mechanics to make machine repairs, refuel and make rider changes.
Pit Crew	A rider support person or group that prepares and maintains the watercraft.
Promoter	A person or body controlling a facility where events are organized, promoted and staged.
PWC	Personal Watercraft: A vessel which uses an inboard motor powering a water jet pump as its primary source of motive power. Designed to be operated by a person sitting, standing or kneeling on the vessel rather than inside it.
Race	A contest of skill for watercraft and riders.
Race Director	The person responsible for the conduct of the race.
Racer	See Competitor .
Replacement Part	A non-original equipment part used to replace an original equipment part. Replacement parts are limited to providing only the dimensions, performance and function that their OEM counterparts provide.
Replica	A copy or duplicate.
Rider	See Competitor .
Riding Platform	The part of the watercraft where the rider stands or sits.
Sanction	An agreement between the IJSBA or IJSBA affiliate and a promoter that stipulates specific criteria to be met by the promoter in exchange for IJSBA support.
Sponson	A special surface which may be attached to the hull sides or transom for stability. Ski Division Only: Sponsons may be attached to the hull sides, transom or inside the bond flange portion of the hull.

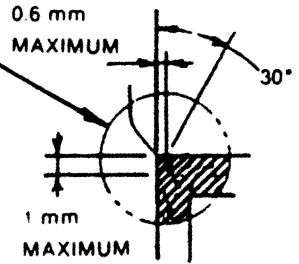
Glossary of Terms

<i>Sponsor</i>	A person or group that provides support to a rider, promoter or association usually in exchange for promotion.
<i>Staging Area</i>	The place near the starting line where watercraft and riders wait for their scheduled race.
<i>Starter</i>	The person who officially gives the signal to begin the race.
<i>Starting Line</i>	A straight boundary, either real or imaginary, that denotes the beginning point of the race.
<i>Strake</i>	A well-defined angle (longitudinal step) usually added to deep-V hulls for a softer ride at high speeds.
<i>Technical Director</i>	The person who checks all competing watercraft for rules compliance and eligibility.
<i>Trim Tab</i>	An extension of the hull's planing surface. Trim tabs are attached to the transom of the hull and may be angled up or down to alter the running angle of the craft.



**SPECIFICATION FOR
PORT CHAMFERING**

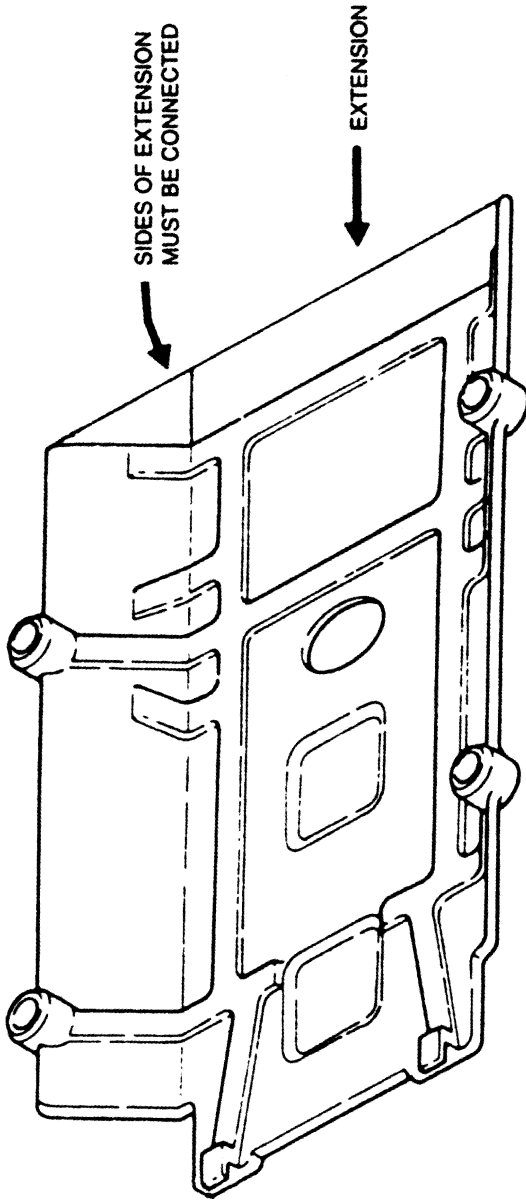
**FOR ALL INTAKE, EXHAUST,
AND TRANSFER PORTS**



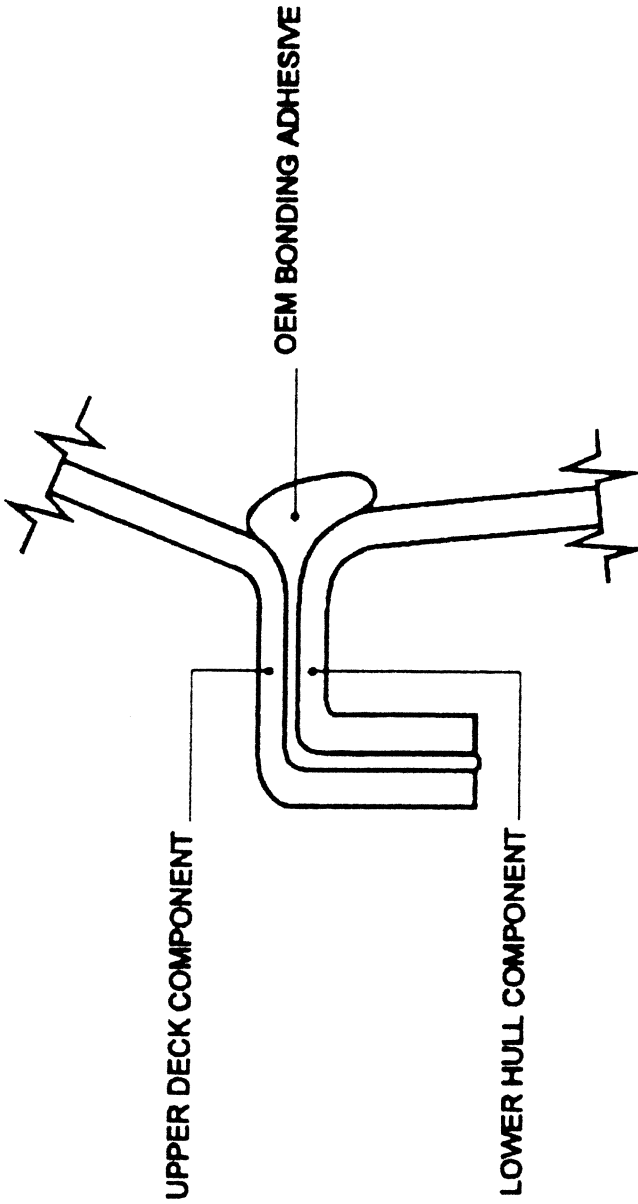
EXPLODED VIEW

PORT CHAMFERING

Appendix—Pump Cover Plate

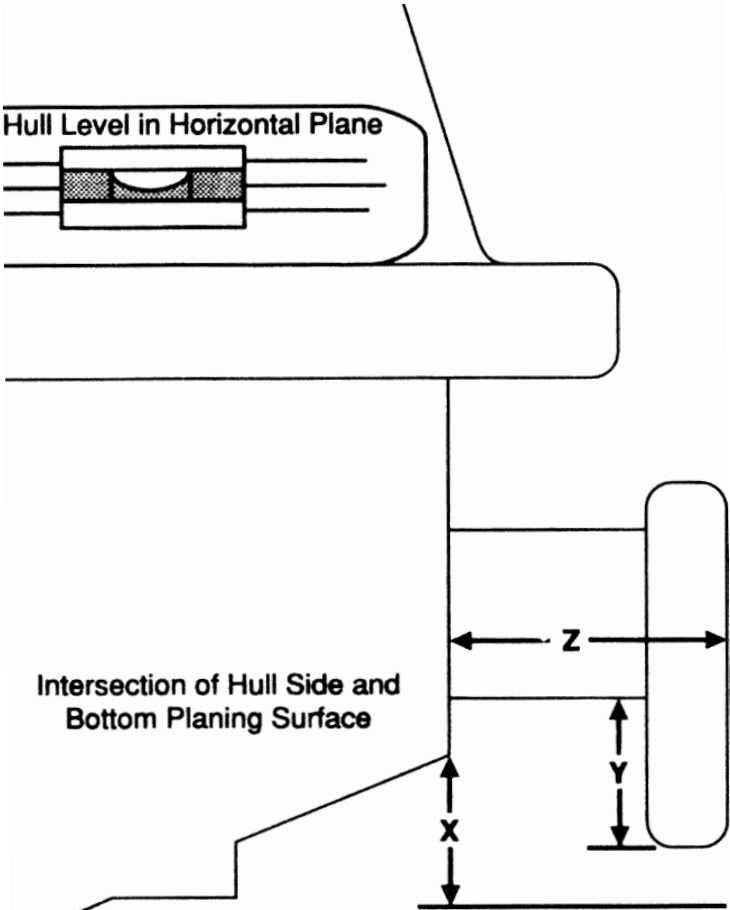


PUMP COVER PLATE EXTENSION



OEM BOND FLANGE SECTION (BUMPER REMOVED)

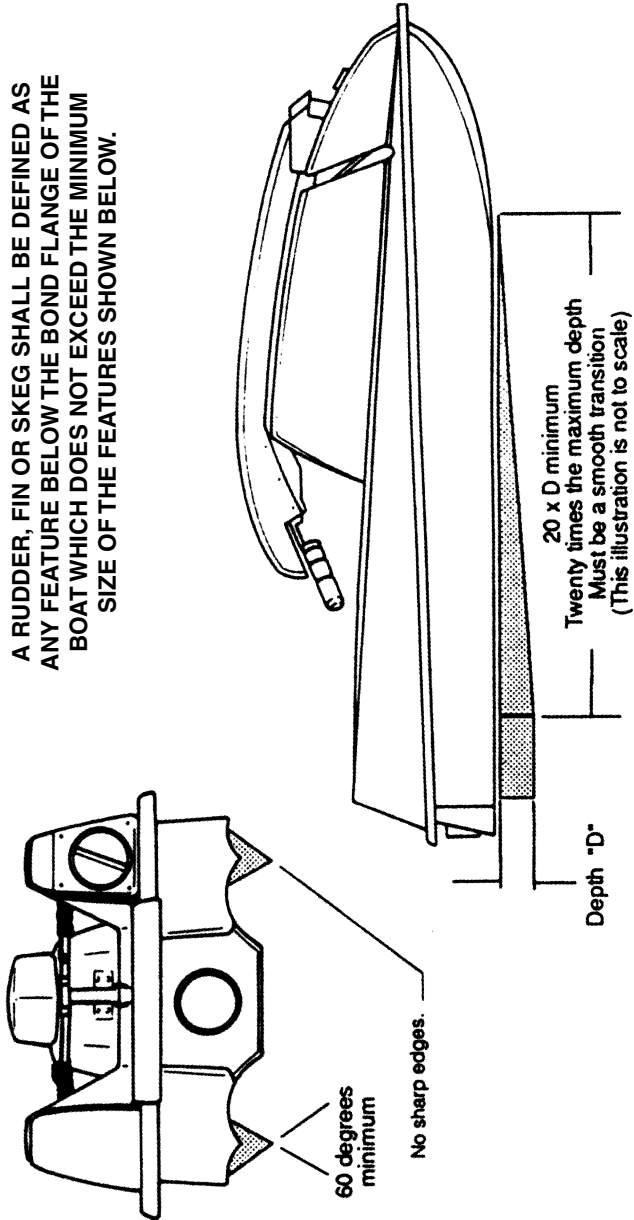
Appendix—Sponsons




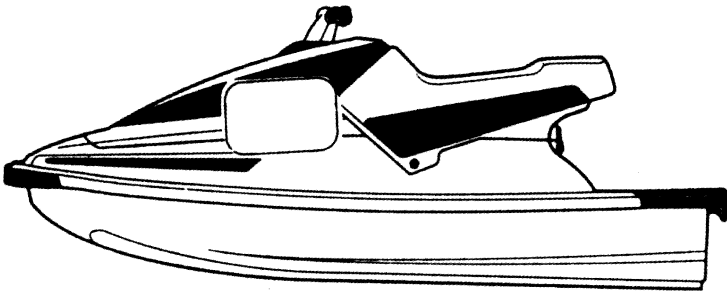

Dimensions X and Y not to exceed
63.5 mm (2.500 in) for Runabout Division
50.8 mm (2.000 in) for Ski Division
Dimension Z not to exceed 100.000 mm (3.94 in
at the widest point.

RUDDER, FIN OR SKEG

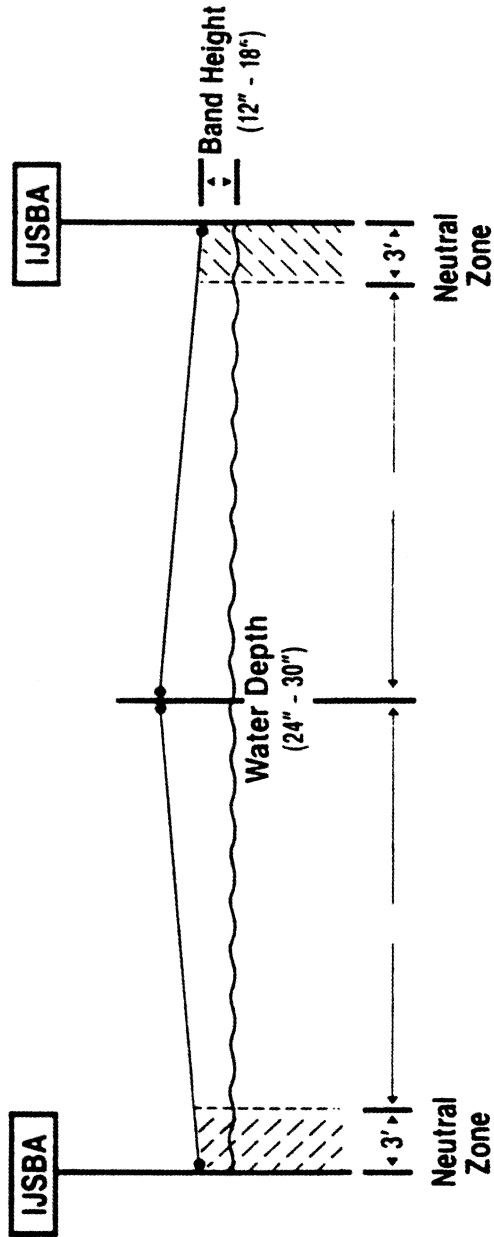
A RUDDER, FIN OR SKEG SHALL BE DEFINED AS ANY FEATURE BELOW THE BOND FLANGE OF THE BOAT WHICH DOES NOT EXCEED THE MINIMUM SIZE OF THE FEATURES SHOWN BELOW.



Appendix—Racing Number Location

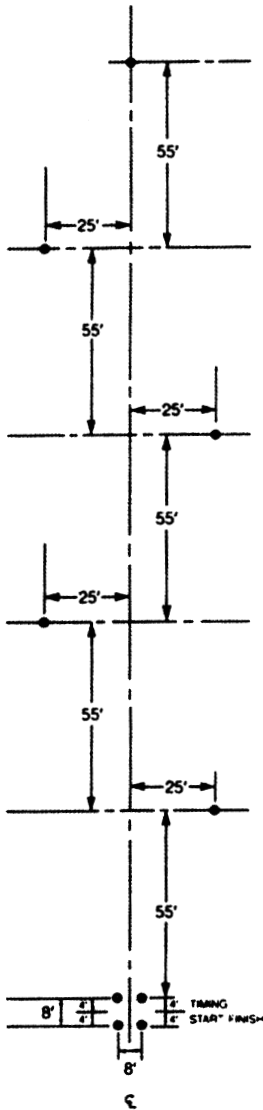


STARTING LINE LAYOUT

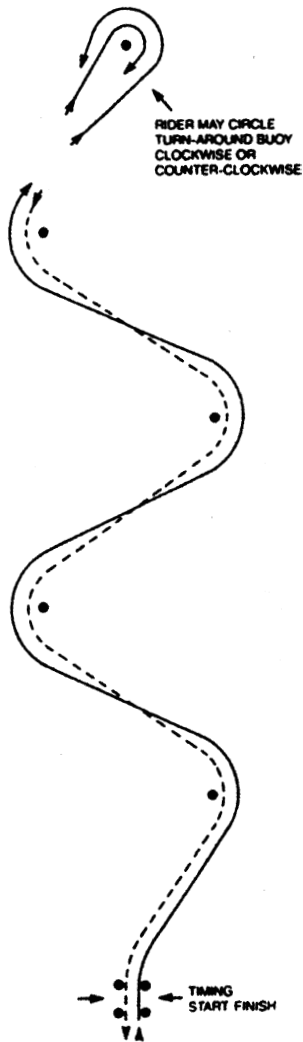


Appendix—Slalom Course Layout

LAYOUT DIMENSIONS



COURSE ROUTE



SLALOM COURSE LAYOUT